



YachtCoatings
EPOLIGHT WIN
TECHNICAL DATA SHEET

Product description

Two-component high light epoxy filler, easy to apply by spatula. This product is recommended when surfaces of high aesthetical level are required, and it does not affect the overall weight of the vessel. It is easy to apply and it does not show a reduction in thickness. Easy to sandpaper, it can be applied on any kind of surface. It has no solvents and it does not shrink during curing.

Product information

Finish	Matt		
Colour	Light green .001		
Solids (by volume)	ASTM D2369		100%
Specific gravity	UNI EN ISO 2811-1		0,50 g/cm ³
Flash point	UNI EN ISO 13736		58 °C
VOC (average calculated content)	ISO 11890-2/2006		9 g/l
Shore hardness D	ASTM D 2240 - ISO R.868		After 7 days ≥ 40
Packaging	0.750 – 15 Lt (base 10 Lt + cat. 5 Lt)		

Application and use





SURFACE PREPARATION

After sanding, apply epoxy primers or epoxy or polyurethane undercoats. It is possible to apply more coats of filler until the desired thickness is obtained, sandpaper with n° 40-80 between layers, then blow with fresh and dry air. It is important to sandpaper all fillers before covering them, for a good adhesion. During application, filler must be compact in order to avoid the formation of bubbles. Be careful to comply with the maximum thicknesses specified in the technical datasheet. Cover with epoxy and polyurethane products. After consulting our technical office, it is possible, when it comes to low thicknesses, to mix EPOLIGHT WIN with EPOMAR, up to a 1:1 ratio and after the two products have been separately catalysed.



YachtCoatings
EPOLIGHT WIN
 TECHNICAL DATA SHEET

Application data

Mixing ratio by volume		2:1
Mixing ratio by weight Base (comp. A) 656.001 Hardener (comp. B) 623.000		66 w/w 33 w/w
Pot-life N.B: do not use this product when Pot-life time is exceeded		60 min. at 20 °C
Application methods		Spatula
Dry film thickness per coat	Standard application range	Up to 10 mm
	Recommended	2 – 8 mm
Wet film thickness per coat	Standard application range	Up to 10 mm
	Recommended	2 – 8 mm
Theoretical coverage	2 – 8 mm	2 – 8 l/m ²
Recommended primers	Delta 3000 – Defender - Delta UC HB– Epoply	
Notes	Before catalysis, a perfect mix of the two components is recommended. If deemed necessary, Epolight Win and Epomar can be mixed together to create intermediate fillers that can improve surface hardness of the entire cycle. Separately catalyse the 2 products before mixing them together.	



YachtCoatings
EPOLIGHT WIN
 TECHNICAL DATA SHEET

Drying time

Temperature °C		10		15		20		30	
		Min	Max	Min	Max	Min	Max	Min	Max
Sanding					48 h		24 h		18 h
Full curing				7 days		7 days		7 days	

CONDITIONS DURING APPLICATION

In order to avoid the formation of condensation, the surface temperature should be at least 3° C above dew point. During application and curing, the min. ambient temperature must not be lower than 15° C or higher than 35° C; substrate temperature must not be lower than 10° C, since curing is remarkably reduced at lower temperatures.

Application is not advisable when relative humidity exceeds 80%. The term-hygrometric survey should be carried out near the surface to be coated. Make sure there is enough ventilation when the application takes place in closed areas.

Storage

It is recommended to avoid exposure to air and extreme temperatures. To maximize the shelf life in the can, it is worth checking that the container is well closed during the storage and the temperature is between 10° C and 35° C. Avoid exposure to direct sunlight.



YachtCoatings
EPOLIGHT WIN
TECHNICAL DATA SHEET

Safety rules

Observe the provisions of DPR 303 and 547. Avoid contact with the skin, for example. Operate in well ventilated places and, if in closed areas, use vacuum cleaners, fans and air conveyors. During the application, use appropriate protections (masks, gloves, glasses, etc.). Before using, read sections 7-8 of the SDS.

INSTRUCTIONS FOR THE DISPOSAL OF PRODUCTS AND PACKAGING

Empty packaging that contained products: Dispose of empty packaging according to the requirements of the waste disposal law, for example by taking them to a recycling center.

Packages containing the unused products: Dispose of the unused product in accordance with the law of disposal of such waste, for example by taking it to a recycling center, recycling of packaging is prohibited in this case. Do not empty into drains or watercourses. Product packaging must be kept indoor, and the temperature in the storage place must be between 10° C and 35° C. Do not expose to sunlight.

Notes

The values indicated in the present technical sheet can have slight variations from one batch to another. The applied product must not come in contact with water, chemicals or be subjected to mechanical stress before the curing is complete. The above information is the result of accurate laboratory tests and practical experience; however, since the product is predominantly used outside the manufacturer's control, Boero Bartolomeo S.p.A can only guarantee its quality. The information contained in this sheet may be subject to revision by the Company. For clarification, updates or further information, it is recommended to contact Boero Bartolomeo S.p.A directly. The present datasheet annuls and replaces every other precedent to this one.